

Home > Spec Search > Construction Equipment > Crawler Tractor > Komatsu > D355A-3

KOMATSU D355A-3 CRAWLER TRACTOR

[VIEW ARTICLES ON THIS ITEM](#)

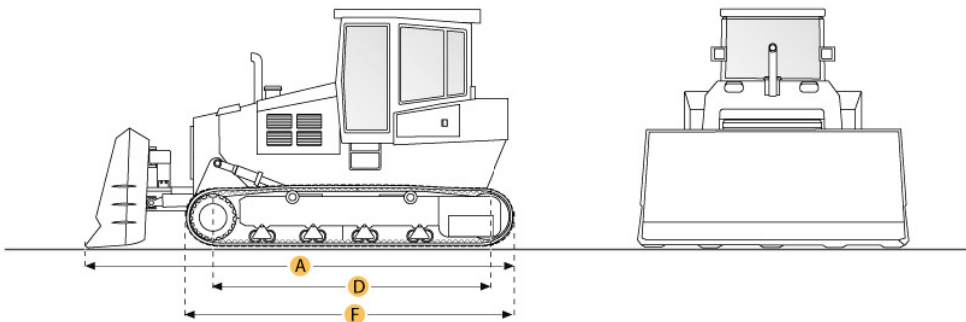
Print specification

Looking to purchase this item?

[Find a Komatsu D355A-3 Crawler Tractor](#) being sold at Ritchie Bros. auctions.

Need to sell equipment?

[Complete this form](#) and a Ritchie Bros. representative will contact you.



Selected Dimensions

Dimensions

A. LENGTH W/ BLADE	30.2 ft in	9200 mm
B. WIDTH OVER TRACKS	9.9 ft in	3030 mm
C. HEIGHT TO TOP OF CAB	13.5 ft in	4125 mm
D. LENGTH OF TRACK ON GROUND	11 ft in	3360 mm
E. GROUND CLEARANCE	1.9 ft in	575 mm
F. LENGTH W/O BLADE	18.6 ft in	5660 mm

Undercarriage

G. TRACK GAUGE	7.4 ft in	2260 mm
H. STANDARD SHOE SIZE	24 in	610 mm

Specification

Engine

MAKE	Komatsu	
MODEL	SA6D155-4A	
GROSS POWER	410 hp	305.7 kw
POWER MEASURED @	2000 rpm	
DISPLACEMENT	1175.3 cu in	19.3 L
ASPIRATION	turbocharged	
NUMBER OF CYLINDERS	6	

Operational

OPERATING WEIGHT	105557.3 lb	47880 kg
FUEL CAPACITY	198.1 gal	750 L
COOLING SYSTEM FLUID CAPACITY	47.6 gal	180 L

Transmission

TYPE	TF	
NUMBER OF FORWARD GEARS	4	
NUMBER OF REVERSE GEARS	4	
MAX SPEED - FORWARD	7.9 mph	12.7 km/h
MAX SPEED - REVERSE	7.8 mph	12.6 km/h

Undercarriage

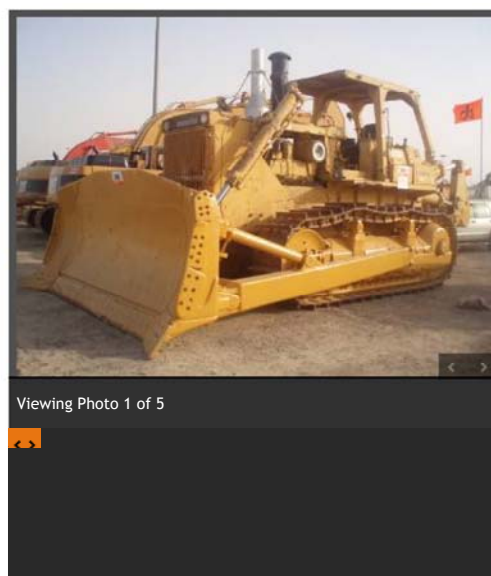
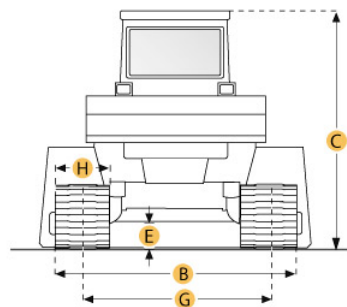
GROUND PRESSURE	12.7 psi	87.3 kPa
STANDARD SHOE SIZE	24 in	610 mm
NUMBER OF SHOES PER SIDE	39	
NUMBER OF TRACK ROLLERS PER SIDE	7	
NUMBER OF CARRIER ROLLERS PER SIDE	2	
TRACK PITCH	10.3 in	260.4 mm
TRACK GAUGE	7.4 ft in	2260 mm

Standard Blade

WIDTH	14.2 ft in	4315 mm
HEIGHT	73.8 in	1875 mm
CAPACITY	19.9 yd3	15.2 m3
CUTTING DEPTH	27.6 in	700 mm

Dimensions

LENGTH W/O BLADE	18.6 ft in	5660 mm
LENGTH W/ BLADE	30.2 ft in	9200 mm
WIDTH OVER TRACKS	9.9 ft in	3030 mm
HEIGHT TO TOP OF CAB	13.5 ft in	4125 mm
LENGTH OF TRACK ON GROUND	11 ft in	3360 mm
GROUND CLEARANCE	1.9 ft in	575 mm



Viewing Photo 1 of 5